








Kurzfristige Prognose

Stations-Durchschnitte

	 °C	 %	 hPa	 km/h	 mm/h	 °C
11 Jun	19.9 / 13.9	66.8	1013.3	7.6	0.5	18.8 / 12.1
12 Jun	17.4 / 13.7	74.8	1011.0	7.2	5.3	16.2 / 12.4
13 Jun	19.3 / 12.9	78.7	1008.7	8.7	6.5	18.3 / 11.6
14 Jun	20.1 / 13.1	78.0	1007.5	6.2	6.1	19.6 / 12.4
15 Jun	20.5 / 12.8	78.5	1007.5	4.7	2.4	20.6 / 12.5
16 Jun	20.5 / 12.3	74.8	1009.0	4.4	0.2	20.6 / 11.7
17 Jun	21.3 / 13.1	76.5	1010.3	5.0	0.6	21.8 / 12.7
18 Jun	22.9 / 12.8	71.7	1014.2	7.0	1.0	22.5 / 12.2
19 Jun	20.2 / 14.0	71.9	1016.4	6.0	2.9	19.5 / 14.2

Stationsextreme

	 °C	 %	 hPa	 km/h	 km/h	 mm/h	 °C
11 Jun	29.2 2017	94.0 2021	1020.8 2017	32.9 2017	47.9 2018	2.7 2020	29.4 2017
	12.3 2021	47.0 2016	1010.4 2016	-	-	-	10.2 2016
12 Jun	19.7 2017	94.0 2019, 2020	1017.8 2019	43.1 2017	55.5 2017	26.8 2019	19.8 2019
	12.1 2016	41.0 2017	1006.8 2016	-	-	-	5.3 2017
13 Jun	26.5 2019	95.0 2020	1022.7 2021	37.3 2017	60.6 2019	34.3 2020	26.2 2019
	11.9 2019	48.0 2019	999.8 2016	-	-	-	6.2 2017
14 Jun	26.4 2019	94.0 2021	1022.2 2021	26.0 2017	48.1 2019	34.3 2020	27.1 2019
	9.8 2018	40.6 2018	996.3 2016	-	-	-	6.3 2017
15 Jun	28.2 2017	95.0 2016	1020.3 2017	36.0 2017	47.6 2019	8.9 2019	28.8 2017
	11.3 2017, 2018	37.0 2017	996.4 2016	-	-	-	8.2 2017
16 Jun	25.1 2018	94.0 2016	1023.8 2019	42.5 2017	46.0 2018	1.4 2016	25.8 2018
	9.5 2020	40.0 2017	999.5 2016	-	-	-	7.3 2017
17 Jun	27.3 2021	94.0 2016	1026.4 2017	30.0 2017	50.1 2018	4.1 2018	27.9 2021
	11.0 2022	46.0 2017	1000.1 2016	-	-	-	5.1 2017
18 Jun	30.9 2019	95.0 2016	1027.6 2017	24.4 2018	41.7 2018	6.9 2019	32.7 2019
	10.1 2016	33.0 2017	1006.8 2016	-	-	-	8.8 2016
19 Jun	29.7 2019	94.0 2021	1024.1 2018	40.0 2019	106.1 2019	14.4 2020	32.7 2019
	0.0 2019	0.0 2019	1008.3 2021	-	-	-	-6.4 2019

Almanach

